

Data Sheet:

## Seat Belt Alarm

Models 0707-945 and 24201

For Use with M200, Chair-Check II<sup>®</sup> and TABS<sup>®</sup> Professional Control Units

A Great Way to Reduce the Risk of Falls

### Overview

The STANLEY Seat Belt Alarm is designed to be used on wheelchairs or bedside chairs to alert you if someone tries to exit the wheelchair or bedside chair. When the buckle is undone, the Control Unit (sold separately - see table below) will alarm. The alarm message can be configured in multiple ways depending on the Control Unit in use. Using the advanced features of each Control Unit, features like multiple alarm tones, silent alarm option, configurable delay settings and latching/non-latching behavior can be set.




Optionally, the Seat Belt can be used with a Control Unit that is interfaced with a Nurse Call system.



### Product Highlights

- STANLEY Control Unit alarms when Velcro<sup>®</sup> closure is undone
- Adjustable strap offers a range of 18" to 48" (46 cm to 122 cm)
- Fits most wheelchairs and bedside chairs
- Rugged construction

### Compatible with these Control Units\*

M200	Chair-Check II	TABS Professional
		
Use with Seat Belt Model # 0707-945	Use with Seat Belt Model # 0707-945	Use with Seat Belt Model # 24201

The STANLEY Seat Belt interfaces with all STANLEY Control Units. This table represents only a few examples.

STANLEY Healthcare  
130 Turner Street, Waltham, MA 02453

Phone: +1-888-622-6992  
Email: stanleyhealthcare@sbdinc.com

www.stanleyhealthcare.com